

# ELECTRICAL DESIGN GROUP

ELECTRICAL BUILDING SERVICES CONSULTANTS

P.O. Box 15, SHERWOOD Q. 4075

Phone: (07) 3278 4375 Fax: (07) 3716 0222

Web Site: [www.edg.net.au](http://www.edg.net.au) Email: [brisbane@edg.net.au](mailto:brisbane@edg.net.au)

C3446a - MARABOON TAVERN, EMERALD - 2025 ALTERATIONS


C3446a-0002(B).xls

## ELECTRICAL EQUIPMENT SCHEDULE

REVISION B - 08 MAY 2025

THE LIGHT FITTING SUPPLIER CONTACT DETAILS MAY BE AVAILABLE ON THE EDG WEBSITE VIA THE FOLLOWING LINK  
[www.edg.net.au/Links/Lighting.htm](http://www.edg.net.au/Links/Lighting.htm)

TYPE	LAMPS	DESCRIPTION	COLOUR / ACCESSORY	CATALOGUE No	REV
L1	36W LED 4000K	1200 LONG SURFACE MOUNTED IP65 DIFFUSED BATTEN C/W INTEGRAL ELECTRONIC CONTROL GEAR AND SENSOR	LIGHT GREY	EQUAL TO GAMMA STORM 1558-CCT-36W MS	A
L2	22W 3000K LED	ADJUSTABLE IP65 FLOOD LIGHT C/W INTEGRAL DRIVER MOUNTED AT HIGH LEVEL ON THE POST TO ILLUMINATE THE PLAY GROUND	BLACK	GAMMA ILLUMINATION VIXO 1120-VWFL-3K-22W	A
L3	EXISTING POST MOUNTED LIGHT. CONFIRM IN WRITING THE COLOUR TEMPERATURE OF THE LIGHT SOURCE.				A
L4	22W 3000K LED	ADJUSTABLE IP65 FLOOD LIGHT C/W INTEGRAL DRIVER MOUNTED AT 3000 AFFL ON THE POST TO ILLUMINATE INTO THE TREE CANOPY	BLACK	GAMMA ILLUMINATION VIXO 1120-VWFL-3K-22W	A
L5	22W 3000K LED	ADJUSTABLE IP65 FLOOD LIGHT C/W INTEGRAL DRIVER MOUNTED AT HIGH LEVEL ON THE POST TO ILLUMINATE THE GROUND	BLACK	GAMMA ILLUMINATION VIXO 1120-VWFL-3K-22W	A
L6	1w 2200K FANCY ROUND CLEAR	SUSPENDED 24V AV FESTOON LAMP SYSTEM C/W COPPER SHADE REMOTE TRANSFORMERS AS REQUIRED 900MM LAMP SPACING PROVIDE A STAINLESS STEEL WIRE SUPPORT SYSTEM CONFIRM THE SUSPENSION HEIGHTS ON SITE WITH THE ARCHITECT	BLACK CABLE BASES & COPPER SHADE	FIRE FLY FC3-90-BL + FCA-CS	A
L7	0.5w 2200K FANCY ROUND CLEAR	SUSPENDED 24V AV FESTOON LAMP SYSTEM C/W REMOTE TRANSFORMERS AS REQUIRED 500MM LAMP SPACING PROVIDE A STAINLESS STEEL WIRE SUPPORT SYSTEM	BLACK CABLE & BASES	FIRE FLY FC1-50-BL	A
L8	880LM /M 3000K 24V LED	LED STRIP LIGHT IN A SCREW FIXED EXTRUSION C/W OPAL DIFFUSER MOUNTED IN THE BAR COUNTER PELMET AS PER THE ARCHITECTURAL DETAIL. PROVIDE EACH GROUP OF L8 STRIP WITH A REMOTE POWER SUPPLY LOCATED IN A CONCEALED ACCESSIBLE POSITION NOTED ON THE AS CONSTRUCTED DOCUMENTS.	NATURAL	MELEC ML-ALU-1407-2M - ML-VLCRI-14.4-WW	A
L9	880LM /M 3000K 24V LED	PROVIDE THE L9 AS TEN HORIZONTAL RUNS OF LED STRIP LIGHT IN A SCREW FIXED EXTRUSION C/W OPAL DIFFUSER MOUNTED IN THE BARS CENTRAL ISLAND JOINERY AS PER THE ARCHITECTURAL DETAIL. PROVIDE A REMOTE POWER SUPPLY LOCATED IN A CONCEALED ACCESSIBLE POSITION NOTED ON THE AS CONSTRUCTED DOCUMENTS.	NATURAL	MELEC ML-ALU-1407-2M - ML-VLCRI-14.4-WW	B



# ELECTRICAL DESIGN GROUP

ELECTRICAL BUILDING SERVICES CONSULTANTS

P.O. Box 15, SHERWOOD Q. 4075

Phone: (07) 3278 4375 Fax: (07) 3716 0222

Web Site: [www.edg.net.au](http://www.edg.net.au) Email: [brisbane@edg.net.au](mailto:brisbane@edg.net.au)

C3446a - MARABOON TAVERN, EMERALD - 2025 ALTERATIONS


C3446a-0002(B).xls

## ELECTRICAL EQUIPMENT SCHEDULE

REVISION B - 08 MAY 2025

THE LIGHT FITTING SUPPLIER CONTACT DETAILS MAY BE AVAILABLE ON THE EDG WEBSITE VIA THE FOLLOWING LINK  
[www.edg.net.au/Links/Lighting.htm](http://www.edg.net.au/Links/Lighting.htm)

TYPE	LAMPS	DESCRIPTION	COLOUR / ACCESSORY	CATALOGUE No	REV
L10	13W 3000K LED	REMOVE THE EXISTING AMENITY LIGHTS AND UTILISE THE EXISTING CIRCUIT / CONTROL TO SUPPLY NEW RECESSED ADJUSTABLE DOWNLIGHTS C/W REMOTE DRIVER	WHITE TRIM	EQUAL TO GAMMA ILLUMINATION MYLO 1004-FL-3K-13W	B
L11	13W 3000K LED	RECESSED DOWNLIGHT C/W REMOTE DRIVER	WHITE TRIM	EQUAL TO GAMMA ILLUMINATION CIMI 1094-FL-3K-13W	A
L12	13W 3000K LED	RECESSED ADJUSTABLE DOWNLIGHT C/W REMOTE DRIVER	WHITE TRIM	EQUAL TO GAMMA ILLUMINATION MYLO 1004-FL-3K-13W	A
L13	880LM /M 3000K 24V LED	LED STRIP LIGHT IN A SCREW FIXED EXTRUSION C/W OPAL DIFFUSER MOUNTED BEHIND THE MIRROR AS PER THE ARCHITECTURAL DETAIL. PROVIDE THE L13 STRIP WITH REMOTE POWER SUPPLIES AS REQUIRED LOCATE THE POWER SUPPLIES IN A CONCEALED ACCESSIBLE POSITION NOTED ON THE AS CONSTRUCTED DOCUMENTS. IT IS ACCEPTABLE TO SUPPLY MULTIPLE L13 STRIPS WITHIN THE SAME ROOM FROM A SINGLE SUITABLY SIZED POWER SUPPLY. CIRCUIT AND SWITCH THE L13 STRIPS WITH THE REMAINING AMENITY LIGHTS IN THE SAME ROOM.	WHITE	MELEC ML-ALU-1407-2M - ML-VLCRI-14.4-WW	B
L14	880LM /M 3000K 24V LED	LED STRIP LIGHT IN A SCREW FIXED EXTRUSION C/W OPAL DIFFUSER MOUNTED BEHIND THE TV AS PER THE ARCHITECTURAL DETAIL. PROVIDE THE L14 STRIP WITH REMOTE POWER SUPPLIES AS REQUIRED LOCATE THE POWER SUPPLIES IN A CONCEALED ACCESSIBLE POSITION NOTED ON THE AS CONSTRUCTED DOCUMENTS. IT IS ACCEPTABLE TO SUPPLY MULTIPLE L14 STRIPS FROM A SINGLE SUITABLY SIZED POWER SUPPLY.	WHITE	MELEC ML-ALU-1407-2M - ML-VLCRI-14.4-WW	B
L15	PROVIDE A PC SUM OF \$10,000.00 TO SUPPLY AND INSTALL LIGHTING WITHIN THE FEATURE TRUCK.				B
PD01	6W 2700K 240VOLT FILAMENT E27 G125 LED LAMP	DECORATIVE 250 DIA X 125 H BAR COUNTER PENDANT CONFIRM THE DROPPER LENGTH ON SITE WITH THE ARCHITECT	GOLD / BRASS GOLD TUBE CORD	FAT SHACK VINTAGE P593-TUBG-SML-GLD	B
PD02	4W 2700K 240VOLT FILAMENT E27 A60 LED LAMP	DECORATIVE 235 DIA X 217 H TERRACE PENDANT CONFIRM THE DROPPER LENGTH ON SITE WITH THE ARCHITECT	WHITE & TIMBER	FAT SHACK VINTAGE P1011-WHT	B
PD03	12W 2700K 240VOLT FILAMENT E27 GLS LED LAMP	REPLACE THE EXISTING BISTRO PENDANTS WITH DECORATIVE 520 DIA X 630H BISTRO PENDANT CONFIRM THE DROPPER LENGTH ON SITE WITH THE ARCHITECT UTILISE THE EXIST CIRCUIT AND CONTROLS	TAN HESSIAN FITTING WHITE CORD	BEACON LIGHTING 018402 + CREATE 11 LIGHT SUSPENSION 011459	B



# ELECTRICAL DESIGN GROUP

ELECTRICAL BUILDING SERVICES CONSULTANTS

P.O. Box 15, SHERWOOD Q. 4075

Phone: (07) 3278 4375 Fax: (07) 3716 0222

Web Site: [www.edg.net.au](http://www.edg.net.au) Email: [brisbane@edg.net.au](mailto:brisbane@edg.net.au)

C3446a - MARABOON TAVERN, EMERALD - 2025 ALTERATIONS


C3446a-0002(B).xls

## ELECTRICAL EQUIPMENT SCHEDULE

REVISION B - 08 MAY 2025

THE LIGHT FITTING SUPPLIER CONTACT DETAILS MAY BE AVAILABLE ON THE EDG WEBSITE VIA THE FOLLOWING LINK  
[www.edg.net.au/Links/Lighting.htm](http://www.edg.net.au/Links/Lighting.htm)

TYPE	LAMPS	DESCRIPTION	COLOUR / ACCESSORY	CATALOGUE No	REV
PD04	12W 2700K 240VOLT FILAMENT E27 GLS LED LAMP	DECORATIVE 520 DIA X 630H BISTRO PENDANT CONFIRM THE DROPPER LENGTH ON SITE WITH THE ARCHITECT UTILISE THE EXISTING PD03 CIRCUIT AND CONTROLS TO SUPPLY THE NEW PD04 FITTINGS	TAN HESSIAN FITTING WHITE CORD	BEACON LIGHTING 018402 + CREATE 11 LIGHT SUSPENSION 011459	B
GLO1	5W 3000K LED	PLANTER STAKE LIGHT PROVIDE A REMOTE 240-24V POWER SUPPLY LOCATED IN A CONCEALED ACCESSIBLE POSITION. IT IS ACCEPTABLE TO SUPPLY MULTIPLE GLO1 FITTINGS FROM A SINGLE POWER SUPPLY IF IT APPROPRIATELY SIZED NOTE THE POSITION OF THE POWER SUPPLY ON THE AS CONSTRUCTED DOCUMENTS.	BLACK	GAMMA ILLUMINATION RULOJ 885102	B
POLE 1		EXISTING LIGHTING POLE TO BE RETAINED AS IS			A
POLE 2		EXISTING LIGHTING POLE TO BE RETAINED AS IS			A
POLE 3		EXISTING PLAYGROUND TALL POLE TO BE RETAINED AS IS			A
POLE 4		EXISTING PLAYGROUND SHORT POLE TO BE RETAINED AS IS			A
POLE 5		EXISTING PLAYGROUND TALL POLE TO BE RETAINED AS IS			A
POLE 6		EXISTING PLAYGROUND SHORT POLE TO BE RETAINED AS IS			A
POLE 7		NEW POWDER COATED BLACK SQUARE POLE C/W BASEPLATE AND RAG BOLT CONCRETE FOOTING . THE POLE SIZE AND HEIGHT IS TO MATCH THE EXISTING POLE 3. PROVIDE SHOP DRAWINGS OF THE POLE AND FOOTING FOR APPROVAL.			A
POLE 8		NEW POWDER COATED BLACK SQUARE POLE C/W BASEPLATE AND RAG BOLT CONCRETE FOOTING . THE POLE SIZE AND HEIGHT IS TO MATCH THE EXISTING POLE 3. PROVIDE SHOP DRAWINGS OF THE POLE AND FOOTING FOR APPROVAL.			A
POLE 9		NEW POWDER COATED BLACK SQUARE POLE C/W BASEPLATE AND RAG BOLT CONCRETE FOOTING . THE POLE SIZE AND HEIGHT IS TO MATCH THE EXISTING POLE 3. PROVIDE SHOP DRAWINGS OF THE POLE AND FOOTING FOR APPROVAL.			A
POLE 10		NEW POWDER COATED BLACK SQUARE POLE PROVIDED AS PART OF THE FENCE . THE POLE SIZE AND HEIGHT IS TO MATCH THE EXISTING POLE 3. PROVIDE SHOP DRAWINGS OF THE POLE AND FOOTING FOR APPROVAL.			B
POLE 11		NEW POWDER COATED BLACK SQUARE POLE PROVIDED AS PART OF THE FENCE . THE POLE SIZE AND HEIGHT IS TO MATCH THE EXISTING POLE 3. PROVIDE SHOP DRAWINGS OF THE POLE AND FOOTING FOR APPROVAL.			B



# ELECTRICAL DESIGN GROUP

ELECTRICAL BUILDING SERVICES CONSULTANTS

P.O. Box 15, SHERWOOD Q. 4075

Phone: (07) 3278 4375 Fax: (07) 3716 0222

Web Site: [www.edg.net.au](http://www.edg.net.au) Email: [brisbane@edg.net.au](mailto:brisbane@edg.net.au)

C3446a - MARABOON TAVERN, EMERALD - 2025 ALTERATIONS


C3446a-0002(B).xls

## ELECTRICAL EQUIPMENT SCHEDULE

REVISION B - 08 MAY 2025

THE LIGHT FITTING SUPPLIER CONTACT DETAILS MAY BE AVAILABLE ON THE EDG WEBSITE VIA THE FOLLOWING LINK  
[www.edg.net.au/Links/Lighting.htm](http://www.edg.net.au/Links/Lighting.htm)

TYPE	LAMPS	DESCRIPTION	COLOUR / ACCESSORY	CATALOGUE No	REV
POLE 12		NEW POWDER COATED BLACK SQUARE POLE C/W BASEPLATE AND RAG BOLT CONCRETE FOOTING . THE POLE SIZE AND HEIGHT IS TO MATCH THE EXISTING POLE 3. PROVIDE SHOP DRAWINGS OF THE POLE AND FOOTING FOR APPROVAL.			A
POLE 13		NEW POWDER COATED BLACK SQUARE POLE PROVIDED AS PART OF THE FENCE . THE POLE SIZE AND HEIGHT IS TO MATCH THE EXISTING POLE 3. PROVIDE SHOP DRAWINGS OF THE POLE AND FOOTING FOR APPROVAL.			B
POLE 14		NEW POWDER COATED BLACK SQUARE POLE PROVIDED AS PART OF THE FENCE . THE POLE SIZE AND HEIGHT IS TO MATCH THE EXISTING POLE 3. PROVIDE SHOP DRAWINGS OF THE POLE AND FOOTING FOR APPROVAL.			B
ACCESS PANEL (A/P)		NEW 600 X 600 FLUSH CEILING ACCESS PANEL BY THE BUILDER			A
CF	1780 DIA CEILING FAN C/W RAKED CEILING MOUNT	CONFIRM THE DROP LENGTH WITH THE ARCHITECT	BLACK & KOA	CEILING FANS DIRECT 277491	B
E1	LED	EMERGENCY LIGHT: RECESSED NON-MAINTAINED EMERGENCY LIGHT. AS2293 CLASSIFICATION C0-D40 - C90-D40.	WHITE	CLEVERTRONICS LLIFE	A
EX	LED	EXIT LIGHT: MAINTAINED 24M VIEWING DISTANCE EXIT LIGHT C/W DIFFUSERS & DIRECTIONAL ARROWS AS SHOWN. CEILING OR WALL MOUNT BETWEEN 2100mm & 2700mm AFFL IF THERE IS NO VERTICAL SURFACE TO MOUNT THE FITTING ON WITHIN THIS RANGE CONFIRM THE MOUNTING HEIGHT WITH THE ENGINEER. AS2293 CLASSIFICATION C0-E2 - C90-E3.2.	WHITE	CLEVERTRONICS LUBPRO-SM	A
ONE-WAY LIGHT SWITCH		ONE-WAY LIGHT SWITCH C/W CIRCUIT IDENTIFICATION ON THE FACEPLATE BEHIND THE SURROUND MOUNTED AT 1000mm AFFL UNLESS NOTED OTHERWISE.	WHITE	CLIPSAL C2000 SERIES 30USM	A
MANUAL DALI POT DIMMER / LIGHT SWITCH (DIM)		DALI POT C/W INTEGRAL 20 DALI DEVICE POWER SUPPLY . FACTOR SET POWER ON RETURN TO LAST LEVEL.	WHITE	SMARTSCAPE DALI RD20 CLIPSAL C2000	A
TWO-WAY LIGHT SWITCH		TWO -WAY LIGHT SWITCH C/W CIRCUIT IDENTIFICATION ON THE FACEPLATE BEHIND THE SURROUND MOUNTED AT 1000mm AFFL UNLESS NOTED OTHERWISE.	WHITE	CLIPSAL C2000 SERIES 30USM	A



# ELECTRICAL DESIGN GROUP

ELECTRICAL BUILDING SERVICES CONSULTANTS

P.O. Box 15, SHERWOOD Q. 4075

Phone: (07) 3278 4375 Fax: (07) 3716 0222

Web Site: [www.edg.net.au](http://www.edg.net.au) Email: [brisbane@edg.net.au](mailto:brisbane@edg.net.au)

C3446a - MARABOON TAVERN, EMERALD - 2025 ALTERATIONS

C3446a-0002(B).xls

## ELECTRICAL EQUIPMENT SCHEDULE

REVISION B - 08 MAY 2025

THE LIGHT FITTING SUPPLIER CONTACT DETAILS MAY BE AVAILABLE ON THE EDG WEBSITE VIA THE FOLLOWING LINK  
[www.edg.net.au/Links/Lighting.htm](http://www.edg.net.au/Links/Lighting.htm)

TYPE	LAMPS	DESCRIPTION	COLOUR / ACCESSORY	CATALOGUE No	REV
LIGHTING CONTROL SWITCH PANEL (SP1)		MULTIPLE MULTI GANG SWITCH PANELS C/W BLACK ENGRAVED TEXT IDENTIFYING THE USE OF EACH ITEM. REFER TO THE SP1 SCHEMATIC FOR THE CONFIGURATION AND CONTROL ARRANGEMENT. MOUNTED AT 1000mm AFFL UNLESS NOTED OTHERWISE. PROVIDE DETAILS OF THE ARRANGEMENT AND ENGRAVING FOR APPROVAL	WHITE	CLIPSAL C2000 SERIES 30USM	A
FAN SPEED CONTROLLER (FSC)		FAN SPEED CONTROLLER C/W OFF POSITION. PROVIDE EVIDENCE THE CONTROLLER IS COMPATIBLE WITH THE FAN.	WHITE	CLIPSAL C2000 SERIES	B
PHOTO ELECTRIC DAYLIGHT SENSOR SWITCH (PE)		ADJUSTABLE PHOTO ELECTRIC DAYLIGHT SENSOR SWITCH LOCATE THE PE SENSOR SWITCH ON SIT EXTERNALLY IN A DISCREET POSITION SUCH THAT IT TURNS ON 30 MINUTES PRIOR TO DUSK. REFER TO THE SP1 SCHEMATIC FOR THE CONFIGURATION AND CONTROL ARRANGEMENT.			B
TIME CLOCK SWITCH (TC)		ADJUSTABLE 24 HOUR 7 DAY TIME CLOCK SWITCH CONFIGURED TO TURN THE EXTERNAL LIGHTS ON FROM 4.00PM UNTIL 11.00PM. CONFIRM THE HOURS OF OPERATION FOR EACH DAY WITH THE TAVERN MANAGEMENT. REFER TO THE SP1 SCHEMATIC FOR THE CONFIGURATION AND CONTROL ARRANGEMENT.			B
RUN ON TIMER (ROT)		ADJUSTABLE PUSH BUTTON RUN ON TIMER TO ALLOW THE ASSOCIATED LIGHTS TO RUN FOR THE SET TIME BETWEEN 5 MINUTES AND 12 HOURS. CONFIGURE THE INITIAL TIME TO 2 HOURS. REFER TO THE SP1 SCHEMATIC FOR THE CONFIGURATION AND CONTROL ARRANGEMENT.			B
CL		LIGHTING CONTACTOR			B
PROXIMITY DETECTOR SWITCH (PD)		NO LONGER REQUIRED			B
SINGLE POWER OUTLET		SINGLE POWER OUTLET C/W CIRCUIT IDENTIFICATION ON THE FACEPLATE BEHIND THE SURROUND MOUNT AT 300mm AFFL U.N.O. RATING 10A U.N.O.	WHITE UNLESS NOTED AS BLACK (BK)	CLIPSAL C2000 SERIES	A
DOUBLE POWER OUTLET		DOUBLE POWER OUTLET C/W CIRCUIT IDENTIFICATION ON THE FACEPLATE BEHIND THE SURROUND MOUNT AT 300mm AFFL U.N.O. RATING 10A U.N.O.	WHITE UNLESS NOTED AS BLACK (BK)	CLIPSAL C2000 SERIES	A
WEATHERPROOF POWER OUTLET (WP)		IP54 WEATHERPROOF SINGLE / DOUBLE POWER OUTLET AS NOTED ON DRAWING C/W COVER FLAP OVER SOCKET. MOUNT AT MINIMUM 1100mm AFFL U.N.O. RATING 10A U.N.O.	-	CLIPSAL WSCF227F	A
HAND DRYER CONNECTION (HD)		SINGLE POWER OUTLET C/W CIRCUIT IDENTIFICATION ON THE FACEPLATE BEHIND THE SURROUND FOR THE HAND DRYER MOUNT THE GPO AS PER THE ARCHITECTURAL DETAIL	WHITE	CLIPSAL C2000 SERIES 30USM	B
SPECIAL PURPOSE OUTLET		SPECIAL PURPOSE OUTLET TYPE AS NOTED. MOUNT AT 1350mm AFFL U.N.O. RATING 20A U.N.O. CONNECT TO EQUIPMENT VIA FLEXIBLE CONDUIT.			A



# ELECTRICAL DESIGN GROUP

ELECTRICAL BUILDING SERVICES CONSULTANTS

P.O. Box 15, SHERWOOD Q. 4075

Phone: (07) 3278 4375 Fax: (07) 3716 0222

Web Site: [www.edg.net.au](http://www.edg.net.au) Email: [brisbane@edg.net.au](mailto:brisbane@edg.net.au)

C3446a - MARABOON TAVERN, EMERALD - 2025 ALTERATIONS


C3446a-0002(B).xls

## ELECTRICAL EQUIPMENT SCHEDULE

REVISION B - 08 MAY 2025

THE LIGHT FITTING SUPPLIER CONTACT DETAILS MAY BE AVAILABLE ON THE EDG WEBSITE VIA THE FOLLOWING LINK  
[www.edg.net.au/Links/Lighting.htm](http://www.edg.net.au/Links/Lighting.htm)

TYPE	LAMPS	DESCRIPTION	COLOUR / ACCESSORY	CATALOGUE No	REV
SINGLE-PHASE ISOLATOR		SINGLE-PHASE WEATHERPROOF ISOLATOR. MOUNT AT 1350mm AFFL U.N.O. RATING 20A U.N.O. CONNECT TO EQUIPMENT VIA FLEXIBLE CONDUIT.	-	CLIPSAL WHT20	A
THREE-PHASE ISOLATOR		THREE-PHASE WEATHERPROOF ISOLATOR. MOUNT AT 1350mm AFFL U.N.O. RATING 20A U.N.O. CONNECT TO EQUIPMENT VIA FLEXIBLE CONDUIT.	-	CLIPSAL WHT35	A
COMMUNICATIONS RACK (CR-A)		SECURITY FREE STANDING 42 RU MINIMUM 800 DEEP 800 WIDE COMMUNICATIONS RACK CR-B PROVIDE A SHOP DRAWING OF THE RACK INCLUDING THE ARRANGEMENT OF EQUIPMENT PROVIDED WITHIN IT AS PART OF THE CONTRACT FOR APPROVAL. PROVIDE THE RACK WITH THE REQUIRED CAT 6 PATCH PANELS, CABLE MANAGEMENT AS PER THE SPECIFICATION. PROVIDE THE RACK WITH CASTERS.			B
COMMUNICATIONS RACK (CR-B)		IT FREE STANDING 42 RU MINIMUM 800 DEEP 800 WIDE COMMUNICATIONS RACK CR-A PROVIDE A SHOP DRAWING OF THE RACK INCLUDING THE ARRANGEMENT OF EQUIPMENT PROVIDED WITHIN IT AS PART OF THE CONTRACT FOR APPROVAL. PROVIDE THE RACK WITH THE REQUIRED CAT 6 PATCH PANELS, CABLE MANAGEMENT AS PER THE SPECIFICATION. PROVIDE THE RACK WITH CASTERS.			B
COMMUNICATIONS RACK (CR-)		AV FREE STANDING 42 RU MINIMUM 600 DEEP 800 WIDE RACK CR-C PROVIDE A SHOP DRAWING OF THE RACK. PROVIDE THE RACK WITH CASTERS.			A
COMMUNICATIONS OUTLET		RJ45 CAT-6 COMMUNICATIONS OUTLET, CABLED BACK TO CR-A WITH NEW CAT 6 PATCH PANELS AS REQUIRED VIA 4-PAIR CAT-6 UTP CABLE. MOUNT UP TO 3 RJ45 OUTLETS PER MULTI-GANG FACEPLATE WITH SEPARATE PERMANENT LABELLING FOR EACH OUTLET. MOUNT AT 300 AFFL UNLESS NOTED OTHERWISE	WHITE UNLESS NOTED AS BK (BLACK)	CLIPSAL "C2000 SERIES"	A
TV COMMUNICATIONS OUTLET		NO LONGER REQUIRED			B
CCTV CAMERA INTERNAL POSITIONS		NO LONGER REQUIRED			B
CCTV CAMERA EXTERNAL POSITIONS		NO LONGER REQUIRED			B
CCTV MONITOR (SM)		NO LONGER REQUIRED			B
HDMI POINT 1 (H1)		NO LONGER REQUIRED			B



# ELECTRICAL DESIGN GROUP

ELECTRICAL BUILDING SERVICES CONSULTANTS

P.O. Box 15, SHERWOOD Q. 4075

Phone: (07) 3278 4375 Fax: (07) 3716 0222

Web Site: [www.edg.net.au](http://www.edg.net.au) Email: [brisbane@edg.net.au](mailto:brisbane@edg.net.au)

C3446a - MARABOON TAVERN, EMERALD - 2025 ALTERATIONS

C3446a-0002(B).xls

## ELECTRICAL EQUIPMENT SCHEDULE


REVISION B - 08 MAY 2025

THE LIGHT FITTING SUPPLIER CONTACT DETAILS MAY BE AVAILABLE ON THE EDG WEBSITE VIA THE FOLLOWING LINK  
[www.edg.net.au/Links/Lighting.htm](http://www.edg.net.au/Links/Lighting.htm)

TYPE	LAMPS	DESCRIPTION	COLOUR / ACCESSORY	CATALOGUE No	REV
HDMI POINT 2 (H2)		NO LONGER REQUIRED			B
MOUNTING BOLLARD		PROVIDE A 125 X 125 GALVANIZED STEEL MOUNTING BOLLARD C/W REINFORCED CONCRETE FOOTING. PROVIDE THE BOLLARD 600 ABOVE GROUND WITH A GALVANIZED STEEL CAP. MOUNT THE OUTLETS ON THE BOLLARD. THE ASSOCIATED POWER AND COMMUNICATIONS CONDUITS ARE TO TURN UP INTO THE BOLLARD.			B
RISER DUCT 1		PROVIDE RISER DUCT 1 AS A 400 WIDE X 150 DEEP REMOVABLE COLOURBOND HAT SECTION FROM THE GROUND TO THE CEILING ABOVE TO PROVIDE CABLE ACCESS FROM THE UNDERGROUND CONDUITS TO THE CEILING SPACE CONDUITS. ENSURE THE HAT SECTION FINISHES 20MM ABOVE THE GROUND AND ALL EXPOSED EDGES ARE FOLDED TO PREVENT INJURIES IF TOUCHED BY HAND. PROVIDE THE HAT SECTION WITH INTEGRAL STIFFENING TO PREVENT IT FROM DEFLECTING WHEN TOUCHED. CONFIRM THE COLOUR WITH THE ARCHITECT.			B
RISER DUCT 2		PROVIDE RISER DUCT 2 AS A 150 WIDE X 100 DEEP REMOVABLE COLOURBOND HAT SECTION FROM THE GROUND TO THE CEILING ABOVE TO PROVIDE CABLE ACCESS FROM THE UNDERGROUND CONDUITS TO THE CEILING SPACES. ENSURE THE HAT SECTION FINISHES 20MM ABOVE THE GROUND AND ALL EXPOSED EDGES ARE FOLDED TO PREVENT INJURIES IF TOUCHED BY HAND. CONFIRM THE COLOUR WITH THE ARCHITECT.			B
PIT 1		PROVIDE PIT 1 AS A TYPE 1 POWER PIT AND A TYPE 3 COMMUNICATIONS PIT BOTH WITH A 30MM DRAIN HOLE AND CONCRETE CLASS A LIDS. MOUNT THE PITS INTO A COMMON CUBIC METER RUBAL DRAINAGE PIT			A
PIT 2		PROVIDE PIT 2 AS A TYPE 2 POWER PIT AND A TYPE 3 COMMUNICATIONS PIT BOTH WITH A 30MM DRAIN HOLE AND CONCRETE CLASS A LIDS. MOUNT THE PITS INTO A COMMON CUBIC METER RUBAL DRAINAGE PIT			A
PIT 3		PROVIDE PIT 3 AS A TYPE 2 POWER PIT AND A TYPE 3 COMMUNICATIONS PIT BOTH WITH A 30MM DRAIN HOLE AND CONCRETE CLASS A LIDS. MOUNT THE PITS INTO A COMMON CUBIC METER RUBAL DRAINAGE PIT			A
PIT 4		PROVIDE PIT 4 AS A TYPE 2 POWER PIT AND A TYPE 3 COMMUNICATIONS PIT BOTH WITH A 30MM DRAIN HOLE AND CONCRETE CLASS A LIDS. MOUNT THE PITS INTO A COMMON CUBIC METER RUBAL DRAINAGE PIT			A
DB-A		EXISTING DISTRIBUTION BOARD TO BE UPGRADED. REMOVE THE FCL AND ADJUST THE POSITION OF THE MCCB AS PER THE NOTES AND THE DISTRIBUTION BOARD ELEVATION. REMOVE THE SWITCHBOARD DOORS, THE DISTRIBUTION CHASSIS AND ESCUTCHEON. PROVIDE A NEW CUSTOM ENCLOSURE CONTAINING THE TWO DIN STYLE DISTRIBUTION CHASSIS WITH THE ENCLOSURE MOUNTED OVER THE TOP OF THE EXISTING DB-A. RECONNECT ALL OF THE EXISTING DB-A CIRCUITS THAT REMAIN WITH NEW AS3000 2018 COMPLIANT SWITCHGEAR THAT MATCHES THE EXISTING IN CAPACITY AND FUNCTION. UPDATE THE CIRCUIT SCHEDULE AT PRACTICAL COMPLETION.			A
DB-K		EXISTING DISTRIBUTION BOARD DB-K THE CHASSIS AND CIRCUITS ARE TO REMAIN AS IS. REMOVE THE FCL AND ADJUST THE POSITION OF THE MCCB AS PER THE NOTES AND THE DISTRIBUTION BOARD ELEVATION. REMOVE THE SWITCHBOARD DOORS.			A
MSB		EXISTING MAIN SWITCHBOARD TO REMAIN AS IS			A
FIRE INDICATOR PANEL (FIP)		BY GOLD COAST FIRE BRIGADE MONITORED AS 1670 COMPLIANT FIRE INDICATOR PANEL INCORPORATING THE FDCIE AND EWCIE. REFER TO THE SPECIFICATION FOR ADDITIONAL DETAILS. REMOVE THE EXISTING FIRE ALARM SYSTEM ALL CABLING AND COMPONENTS.			A

C3446a-0002(B).xls

Pages inc. any attach. 7 of 9



# ELECTRICAL DESIGN GROUP

ELECTRICAL BUILDING SERVICES CONSULTANTS

P.O. Box 15, SHERWOOD Q. 4075

Phone: (07) 3278 4375 Fax: (07) 3716 0222

Web Site: [www.edg.net.au](http://www.edg.net.au) Email: [brisbane@edg.net.au](mailto:brisbane@edg.net.au)

C3446a - MARABOON TAVERN, EMERALD - 2025 ALTERATIONS

C3446a-0002(B).xls


## ELECTRICAL EQUIPMENT SCHEDULE

REVISION B - 08 MAY 2025

THE LIGHT FITTING SUPPLIER CONTACT DETAILS MAY BE AVAILABLE ON THE EDG WEBSITE VIA THE FOLLOWING LINK  
[www.edg.net.au/Links/Lighting.htm](http://www.edg.net.au/Links/Lighting.htm)

TYPE	LAMPS	DESCRIPTION	COLOUR / ACCESSORY	CATALOGUE No	REV
FIRE MANUAL CALL POINT		BY GOLD COAST FIRE. AS1670 MANUAL CALL POINT MOUNTED ON THE FIP			A
RECESSED FIRE EVACUATION SPEAKER		BY GOLD COAST FIRE. RECESSED 5W 8-INCH CONE ALERT AND EVACUATION SPEAKER TO AS1670.1 C/W 100V MULTI-TAP TRANSFORMER AND FLUSH GRILLE PAINTED OUT TO MATCH THE CEILING. IN LOCATIONS THE RECESSED SPEAKER IS SHOWN ON AN EXISTING ASBESTOS CEILING IT IS TO BE PROVIDED AS A SURFACE MOUNTED SPEAKER.			A
SURFACE FIRE EVACUATION SPEAKER		BY GOLD COAST FIRE. SURFACE MOUNTED 5W 8-INCH CONE ALERT AND EVACUATION SPEAKER TO AS1670.1 C/W 100V MULTI-TAP TRANSFORMER AND FLUSH GRILLE / Mousing PAINTED OUT TO MATCH THE CEILING.			A
FIRE EVACUATION HORN		BY GOLD COAST FIRE. SURFACE MOUNTED TWO-TONE 30W ALERT AND EVACUATION HORN SPEAKER TO AS1670.1 C/W 100V MULTI-TAP TRANSFORMER. MOUNT AT HIGH LEVEL.			A
SMOKE DETECTOR		BY GOLD COAST FIRE. SURFACE MOUNTED SMOKE DETECTOR TO AS1670. BK INDICATES THE DETECTOR IS TO BE PROVIDED AS BLACK.			A
CONCEALED SMOKE DETECTOR		BY GOLD COAST FIRE. CONCEALED SMOKE DETECTOR TO AS1670 C/E REMOTE INDICATOR AND FAMCO ACCESS BRACKET			A
THERMAL DETECTOR		BY GOLD COAST FIRE. SURFACE MOUNTED THERMAL DETECTOR TO AS1670. BK INDICATES THE DETECTOR IS TO BE PROVIDED AS BLACK TYPE AS NOTED TYPE AS NOTED			A
THERMAL DETECTOR IN DUCT		BY GOLD COAST FIRE. DUCT PROBE THERMAL DETECTOR TO AS1670.1			A
FIRE ALARM SYSTEM DOOR INTERFACE		FIRE ALARM FAILSAFE INTERFACE TO UNLOCK THE DOOR UPON A FIRE ALARM			A
VISUAL ALARM		BY GOLD COAST FIRE. FIRE ALARM STROBE LIGHT AS PER AS1670.1			A
CONTACTOR C1		BY GOLD COAST FIRE. 32 AMP AC3 CONTACTOR TO BE LOCATED IN THE COOKING EQUIPMENT ISOLATION ENCLOSURE TO CONTROL THE POWER SUPPLIES TO THE ELECTRIC COOKING EQUIPMENT LOCATED UNDER THE KITCHEN EXHAUST HOOD CANOPY. THE POWER IS TO BE ISOLATED UPON AN ALARM FROM THE FIP OR OPERATION OF THE FIRE SUPPRESSION SYSTEM FSS. PROVIDE A CONTROL SIGNAL FROM C1 TO THE MSSB TO CONTROL THE KITCHEN EXHAUST FAN.			A
FIRE SUPPRESSION SYSTEM (FSS)		EXISTING FIRE SUPPRESSION SYSTEM. CONNECT THE MECHANICAL CONTACTS IN THE FIRE SUPPRESSION SYSTEM TO THE FIP AND THE CONTROLLER SUCH THAT THE OPERATION OF THE FIRE SUPPRESSION SYSTEM FSS GENERATES AN ALARM IN THE FIP AND ISOLATES THE GAS SUPPLY.			A
OSG 1000V PLUS		BY GOLD COAST FIRE. EXHAUST HOOD CONTROLLER ALL CONTROLS OSG MERLIN 1000V PLUS WALL RECESSED GAS AND ELECTRIC ISOLATION CONTROLLER C/W VENTILATION INTERLOCKING AND GAS PROVING. PROVIDE THE CONTROLLER WITH A RECESS TRIM KIT.			A





# ELECTRICAL DESIGN GROUP

ELECTRICAL BUILDING SERVICES CONSULTANTS

P.O. Box 15, SHERWOOD Q. 4075

Phone: (07) 3278 4375 Fax: (07) 3716 0222

Web Site: [www.edg.net.au](http://www.edg.net.au) Email: [brisbane@edg.net.au](mailto:brisbane@edg.net.au)

C3446a - MARABOON TAVERN, EMERALD - 2025 ALTERATIONS

C3446a-0002(B).xls

## ELECTRICAL EQUIPMENT SCHEDULE

REVISION B - 08 MAY 2025

THE LIGHT FITTING SUPPLIER CONTACT DETAILS MAY BE AVAILABLE ON THE EDG WEBSITE VIA THE FOLLOWING LINK  
[www.edg.net.au/Links/Lighting.htm](http://www.edg.net.au/Links/Lighting.htm)

TYPE	LAMPS	DESCRIPTION	COLOUR / ACCESSORY	CATALOGUE No	REV
GAS VALVE (GV)		BY GOLD COAST FIRE. GAS VALVE ASSEMBLY ALL CONTROLS OSG GVTJ 500MM GAS VALVE TRANSDUCER JUNCTION BOX TO BE MOUNTED IN LINE WITH THE GAS SUPPLY TO THE ASSOCIATED HOODS COOKING EQUIPMENT. THE SYSTEM IS TO BE PROVIDED AS A PRE ASSEMBLED UNIT INCLUDING: - OSG-GSV50-240 50MM 230 VAC GAS SOLENOID VALVE C/W TEST POINTS. - TWO 50MM F/F ISOLATING BALL VALVES. - TWO 50MM M/F GAS UNIONS. - TWO 50MM NIPPLES. - IP54 JUNCTION BOX. - 1000MM LONG ELECTRICAL CONNECTION C/W 6 PIN CONNECTOR BETWEEN THE JUNCTION BOX AND THE SOLENOID VALVE / PRESSURE TRANSDUCER. MOUNT THE JUNCTION BOX ADJACENT THE SOLENOID WITH THE CABLE LENGTH SHORTENED WHERE PRACTICAL. PROVIDE THE GAS VALVE ASSEMBLY TO THE GAS SUB CONTRACTOR TO INSTALL.			A
AIR PRESSURE SWITCH (APS)		BY GOLD COAST FIRE. ALL CONTROLS OSG APS AIR PRESSURE DIFFERENTIAL SWITCH MOUNTED WITHIN THE KITCHEN EXHAUST HOOD EXHAUST DUCT.			A
RELAY 1 (R1)		BY GOLD COAST FIRE. CONTROL RELAY 1 TO BE LOCATED IN THE COOKING EQUIPMENT ISOLATION ENCLOSURE TO INTERFACE THE CONTROLLER TO THE ELECTRIC COOKING EQUIPMENT CONTACTOR C1.			A
RELAY 2 (R2)		BY GOLD COAST FIRE. CONTROL RELAY 2 TO BE LOCATED IN THE GAS SHUTDOWN IO ENCLOSURE TO INTERFACE THE FIP ALARM OUTPUT TO THE CONTROLLER.			A
RELAY 3 (R3)		BY GOLD COAST FIRE. CONTROL RELAY 3 TO BE LOCATED IN THE GAS SHUTDOWN IO ENCLOSURE TO INTERFACE THE FIP ALARM INPUT FROM THE FIRE SUPPRESSION SYSTEM FSS.			A